


Shareholding Pattern			
Introductory sub-table (I)(a)			
Name of the Company: CALS REFINERIES LIMITED			
Scrip Code, Name of the scrip, class of security: 526652			
Period as on:31.03.2014			
Partly paid-up shares:-	No. of partly paid-up shares	As a % of total no. of partly paid-up shares	As a % of total no. of shares of the company
Held by promoter/promoter group	0	0	0
Held by public	0	0	0
	0	0	0
Total - D	0	0	0
Outstanding convertible securities:-	No. of outstanding securities	As a % of total no. of outstanding convertible securities	As a % of total no. of shares of the company, assuming full conversion of the convertible securities
Held by promoter/promoter group	0	0	0
Held by public	0	0	0
	0	0	0
Total - E	0	0	0
Warrants:-	No. of warrants	As a % of total no. of warrants	As a % of total no. of shares of the company, assuming full conversion of warrants
Held by promoter/promoter group	0	0	0
Held by public	0	0	0
	0	0	0
Total - F	0	0	0
Total paid-up capital of the company, assuming full conversion of warrants and convertible securities		8293963100	

Handwritten signature



Statement Showing Shareholding Pattern- 31.03.2014

Category code	Category of Shareholder	Number of Shareholders	Table (I)(a)		Total shareholding as a percentage of total number of shares		Shares Pledged or otherwise encumbered	
			Total number of shares	Number of shares held in dematerialized form	As a percentage of(A+B) ¹	As a percentage of (A+B+C)	Number of shares	As a percentage
(I)	(II)	(III)	(IV)	(V)	(VI)	(VII)	(VIII)	(IX)= (VIII)/(IV)*100
(A)	Shareholding of Promoter and Promoter Group²							
1	Indian							
(a)	Individuals/ Hindu Undivided Family	0	0	0	0.0000	0.0000	0	0.00
(b)	Central Government/ State Government(s)	0	0	0	0.0000	0.0000	0	0.00
(c)	Bodies Corporate	1	233196000	233196000	3.7083	2.8116	0	0.00
(d)	Financial Institutions/ Banks	0	0	0	0.0000	0.0000	0	0.00
(e)	Any Others(Specify)	0	0	0	0.0000	0.0000	0	0.00
	Sub Total(A)(1)	1	233196000	233196000	3.7083	2.8116	0	0.00
2	Foreign							
(a)	Individuals (Non-Residents Individuals/ Foreign Individuals)	0	0	0	0.0000	0.0000	0	0.00
(b)	Bodies Corporate	0	0	0	0.0000	0.0000	0	0.00
(c)	Institutions	0	0	0	0.0000	0.0000	0	0.00
(d)	Qualified Foreign Investor	0	0	0	0.0000	0.0000	0	0.00
(e)	Any Others(Specify)	0	0	0	0.0000	0.0000	0	0.00
	Sub Total(A)(2)	0	0	0	0.0000	0.0000	0	0.00
	Total Shareholding of Promoter and Promoter Group (A)= (A)(1)+(A)(2)	1	233196000	233196000	3.7083	2.8116	0	0.00
(B)	Public shareholding							
1	Institutions							
(a)	Mutual Funds/ UTI	5	112000	0	0.0018	0.0014	0.00	0.00
(b)	Financial Institutions/ Banks	3	113000	35000	0.0018	0.0014	0.00	0.00
(c)	Central Government/ State Government(s)	0	0	0	0.0000	0.0000	0.00	0.00
(d)	Venture Capital Funds	0	0	0	0.0000	0.0000	0.00	0.00
(e)	Insurance Companies	0	0	0	0.0000	0.0000	0.00	0.00
(f)	Foreign Institutional Investors	1	10	10	0.0000	0.0000	0.00	0.00
(g)	Foreign Venture Capital Investors	0	0	0	0.0000	0.0000	0.00	0.00
(h)	Qualified Foreign Investor	0	0	0	0.0000	0.0000	0.00	0.00
(h-i)		0	0	0	0.0000	0.0000	0.00	0.00
(h-ii)		0	0	0	0.0000	0.0000	0.00	0.00
	Sub-Total (B)(1)	9	225010	35010	0.0036	0.0027	0.00	0.00
B 2	Non-institutions							
(a)	Bodies Corporate	1182	574018162	573860162	9.1282	6.9209	0.00	0.00
(b)	Individuals							
I	Individuals -i. Individual shareholders holding nominal share capital up to Rs 1 lakh	177241	2281858628	2269370522	36.2867	27.5123	0.00	0.00
II	ii. Individual shareholders holding nominal share capital in excess of Rs. 1 lakh.	7296	2896238001	2893529042	46.0567	34.9198	0.00	0.00
(c)	Qualified Foreign Investor	0	0	0	0.0000	0.0000	0.00	0.00
(d)	Any Others(Specify)							
(i)	Trust & Foundations	5	120000	120000	0.0019	0.0014	0.00	0.00
(ii)	Cooperative Societies	0	0	0	0.0000	0.0000	0.00	0.00
(iii)	Educational institution	0	0	0	0.0000	0.0000	0.00	0.00
(iv)	Non Resident Individuals	719	181975749	181969749	2.8938	2.1941	0.00	0.00
(v)	Foreign Companies	1	120767100	0	1.9205	1.4561	0.00	0.00
(vi)	OCB	1	25000	25000	0.0004	0.0003	0.00	0.00
	Sub-Total (B)(2)	186445	6055002640	5918874475	96.2881	73.0049	0.00	0.00
(B)	Total Public Shareholding (B)= (B)(1)+(B)(2)	186454	6055227650	5918909485	96.2917	73.0077	0.00	0.00
	TOTAL (A)+(B)	186455	6288423650	6152105485	100.0000	75.8193	0.00	0.00
(C)	Shares held by Custodians and against which Depository Receipts have been issued							
1	Promoter and Promoter Group	1	1110000000	1110000000	0.0000	13.3832	0.00	0.00
2	Public	1	895539450	895539450	0.0000	10.7975	0.00	0.00
		0	0	0	0.0000	0.0000	0.00	0.00
	Sub-Total (C)	2	2005539450	2005539450	0.0000	24.1807	0.00	0.00
	GRAND TOTAL (A)+(B)+(C)	186457	8293963100	8157644935	100.0000	100.0000	0.00	0.00



(I)(b) Statement showing holding of securities (including shares, warrants, convertible securities) of persons belonging to the category "Promoter and Promoter Group", as on 31.03.2014


Sr. No.	Name of the shareholder	Details of Shares held		Encumbered shares (*)			Details of warrants		Details of convertible securities		Total shares (including underlying shares assuming full conversion of warrants and convertible securities) as a % of diluted share capital
		Number of shares held	As a % of grand total (A)+(B)+(C)	No.	As a percentage	As a % of grand total (A)+(B)+(C) of sub-clause (I)(a)	Number of warrants held	As a % total number of warrants of the same class	Number of convertible securities held	As a % total number of convertible securities of the same class	
(I)	(II)	(III)	(IV)	(V)	(VI)=(V)/(III)*100	(VII)	(VIII)	(IX)	(X)	(XI)	(XII)
1	Nyra Holdings Pvt. Ltd.	233196000	2.8116	0	0.00	0.00	0	0.00	0	0.00	0.00
TOTAL		233196000	2.8116	0	0.00	0.00	0	0	0	0	0.00

[Handwritten Signature]

CALIS REFINERIES LTD.
New Delhi
*


(I)(c)(i) Statement showing holding of securities (including shares, warrants, convertible securities) of persons belonging to the category "Public" and holding more than 1% of the total number of shares, as on 31.03.2014

Sr. No.	Name of the shareholder	Number of shares held	Shares as a percentage of total number of shares {i.e., Grand Total (A)+(B)+(C) indicated in Statement at para (I)(a) above}	Details of warrants		Details of convertible securities		Total shares (including underlying shares assuming full conversion of warrants and convertible securities) as a % of diluted share capital
				Number of warrants held	As a % total number of warrants of the same class	Number of convertible securities held	% w.r.t total number of convertible securities of the same class	
1	Abboro Limited	120767100	1.4561	0	0	0	0	0.00
TOTAL		120767100	1.4561	0	0	0	0	0.00




(I)(c)(ii) Statement showing holding of securities (including shares, warrants, convertible securities) of persons (together with PAC) belonging to the category "Public" and holding more than 5% of the total number of shares of the company, as on 31.03.2014

Sr. No.	Name(s) of the shareholder(s) and the Persons Acting in Concert (PAC) with them	Number of shares	Shares as a percentage of total number of shares {i.e., Grand Total (A)+(B)+(C) indicated in Statement at para (I)(a) above}	Details of warrants		Details of convertible securities		Total shares (including underlying shares assuming full conversion of warrants and convertible securities) as a % of diluted share capital
				Number of warrants	As a % total number of warrants of the same class	Number of convertible securities held	% w.r.t total number of convertible securities of the same class	
1			0.00		0.00		0.00	
2			0.00		0.00		0.00	
3			0.00		0.00		0.00	
4			0.00		0.00		0.00	
5			0.00		0.00		0.00	
6			0.00		0.00		0.00	
7			0.00		0.00		0.00	
8			0.00		0.00		0.00	
9			0.00		0.00		0.00	
10			0.00		0.00		0.00	
11			0.00		0.00		0.00	
Total		0	0.00	0	0.00	0	0.00	0




(D)(d) Statement showing details of locked-in shares, as on 31.03.2014

Sr. No.	Name of the shareholder	Number of locked-in shares	Locked-in shares as a percentage of total number of shares {i.e., Grand Total (A)+(B)+(C) indicated in Statement at para (I)(a) above}
1	Nyra Holdings Pvt. Ltd.	44396000	0.5353
2	Abboro Ltd.	120767100	1.4561
TOTAL		165163100	1.9914



**Statement showing details of Depository Receipts (DRs) , as on
(II)(a) 31.03.2014**

Sr. No.	Type of outstanding DR (ADRs, GDRs, SDRs, etc.)	Number of outstanding DRs	Number of shares underlying outstanding DRs	Shares underlying outstanding DRs as a percentage of total number of shares {i.e., Grand Total (A)+(B)+(C) indicated in Statement at para (I)(a) above}
1	Global Depository Receipts (GDRs)	40110789	2005539450	24.1807
TOTAL		40110789	2005539450	24.1807




(II)(b) Statement showing holding of Depository Receipts (DRs), where underlying shares held by "promoter/promoter group" are in excess of 1% of the total number of shares as on 31.03.2014

Sr. No	Name of the DR Holder	Type of outstanding DR (ADRs, GDRs, SDRs, etc.)	Number of shares underlying outstanding DRs	Shares underlying outstanding DRs as a percentage of total number of shares {i.e., Grand Total (A)+(B)+(C) indicated in Statement at para (I)(a) above}
1	Gagan Deep Kumar Rastogi	GDR	1110000000	13.3832
TOTAL			1110000000	13.3832



(III) (a) Statement showing the voting pattern of shareholders, if more than one class of shares/securities is issued by the issuer

Category code (I)	Category of Shareholders (II)	Number of Voting rights held in each class of securities			Total Voting Rights (III+IV+V)	Total Voting Rights (VI)	
		Class X (III)	Class Y (IV)	Class Z (V)	(VI)	As a % of (A+B) (VII)	As a % of (A+B) (VIII)
(A)	Promoter and Promoter Group						
1	Indian (A1)						
2	Foreign (A2)						
	Total (A1)+ (A2)	N.A	N.A	N.A	N.A	N.A	N.A
(B)	Public Shareholding						
1	Institution						
2	Non Institutions						
	Total (B1)+ (B2)	N.A	N.A	N.A	N.A	N.A	N.A
	Total (A) + (B)	N.A	N.A	N.A	N.A	N.A	N.A
(C)	Shares held by custodian against which depository receipts have been issued						
	Grand Total (A) +(B)+(C)	N.A	N.A	N.A	N.A	N.A	N.A



Notes

Blank lined area for notes, crossed out with a large diagonal line.

[Handwritten Signature]
C.I.S. REFINERIES LTD.
New Delhi
*