

Shareholding Pattern			
Introductory sub-table (I)(a)			
Name of the Company: CALS REFINERIES LIMITED			
Scrip Code, Name of the scrip, class of security: 526652			
Period as on:30.09.2014			
<b>Partly paid-up shares:-</b>		<b>No. of partly paid-up shares</b>	<b>As a % of total no. of partly paid-up shares</b>
<b>As a % of total no. of shares of the company</b>			
Held by promoter/promoter group	0	0	0
Held by public	0	0	0
	0	0	0
<b>Total - D</b>	<b>0</b>	<b>0</b>	<b>0</b>
<b>Outstanding convertible securities:-</b>		<b>No. of outstanding securities</b>	<b>As a % of total no. of outstanding convertible securities</b>
<b>As a % of total no. of shares of the company, assuming full conversion of the convertible securities</b>			
Held by promoter/promoter group	0	0	0
Held by public	0	0	0
	0	0	0
<b>Total - E</b>	<b>0</b>	<b>0</b>	<b>0</b>
<b>Warrants:-</b>		<b>No. of warrants</b>	<b>As a % of total no. of warrants</b>
<b>As a % of total no. of shares of the company, assuming full conversion of warrants</b>			
Held by promoter/promoter group	0	0	0
Held by public	0	0	0
	0	0	0
<b>Total - F</b>	<b>0</b>	<b>0</b>	<b>0</b>
<b>Total paid-up capital of the company, assuming full conversion of warrants and convertible securities</b>			
<b>8293963100</b>			

*Handwritten signature*



## Statement Showing Shareholding Pattern- 30.09.2014

Category code	Category of Shareholder	Number of Shareholders	Table (I)(a)		Total shareholding as a percentage of total number of shares		Shares Pledged or otherwise encumbered	
			Total number of shares	Number of shares held in dematerialized form	As a percentage of (A+B) <sup>1</sup>	As a percentage of (A+B+C)	Number of shares	As a percentage
(I)	(II)	(III)	(IV)	(V)	(VI)	(VII)	(VIII)	(IX)= (VIII)/(IV)*100
<b>(A)</b>	<b>Shareholding of Promoter and Promoter Group<sup>2</sup></b>							
<b>1</b>	<b>Indian</b>							
(a)	Individuals/ Hindu Undivided Family	0	0	0	0.0000	0.0000	0	0.00
(b)	Central Government/ State Government(s)	0	0	0	0.0000	0.0000	0	0.00
(c)	Bodies Corporate	1	233196000	233196000	3.1520	2.8116	0	0.00
(d)	Financial Institutions/ Banks	0	0	0	0.0000	0.0000	0	0.00
(e)	Any Others(Specify)	0	0	0	0.0000	0.0000	0	0.00
	<b>Sub Total(A)(1)</b>	<b>1</b>	<b>233196000</b>	<b>233196000</b>	<b>3.1520</b>	<b>2.8116</b>	<b>0</b>	<b>0.00</b>
<b>2</b>	<b>Foreign</b>							
(a)	Individuals (Non-Residents Individuals/ Foreign Individuals)	1	1110000000	1110000000	15.0032	13.3832	0	0.00
(b)	Bodies Corporate	0	0	0	0.0000	0.0000	0	0.00
(c)	Institutions	0	0	0	0.0000	0.0000	0	0.00
(d)	Qualified Foreign Investor	0	0	0	0.0000	0.0000	0	0.00
(e)	Any Others(Specify)	0	0	0	0.0000	0.0000	0	0.00
	<b>Sub Total(A)(2)</b>	<b>1</b>	<b>1110000000</b>	<b>1110000000</b>	<b>15.0032</b>	<b>13.3832</b>	<b>0</b>	<b>0.00</b>
	<b>Total Shareholding of Promoter and Promoter Group (A)= (A)(1)+(A)(2)</b>	<b>2</b>	<b>1343196000</b>	<b>1343196000</b>	<b>18.1552</b>	<b>16.1949</b>	<b>0</b>	<b>0.00</b>
<b>(B)</b>	<b>Public shareholding</b>							
<b>1</b>	<b>Institutions</b>							
(a)	Mutual Funds/ UTI	5	112000	0	0.0015	0.0014	0.00	0.00
(b)	Financial Institutions / Banks	3	113000	35000	0.0015	0.0014	0.00	0.00
(c)	Central Government/ State Government(s)	0	0	0	0.0000	0.0000	0.00	0.00
(d)	Venture Capital Funds	0	0	0	0.0000	0.0000	0.00	0.00
(e)	Insurance Companies	0	0	0	0.0000	0.0000	0.00	0.00
(f)	Foreign Institutional Investors	1	10	10	0.0000	0.0000	0.00	0.00
(g)	Foreign Venture Capital Investors	0	0	0	0.0000	0.0000	0.00	0.00
(h)	Qualified Foreign Investor	0	0	0	0.0000	0.0000	0.00	0.00
(h-i)		0	0	0	0.0000	0.0000	0.00	0.00
(h-ii)		0	0	0	0.0000	0.0000	0.00	0.00
	<b>Sub-Total (B)(1)</b>	<b>9</b>	<b>225010</b>	<b>35010</b>	<b>0.0030</b>	<b>0.0027</b>	<b>0.00</b>	<b>0.00</b>
<b>B 2</b>	<b>Non-institutions</b>							
(a)	Bodies Corporate	1139	551050570	550892570	7.4482	6.6440	0.00	0.00
(b)	Individuals							
I	Individuals -i. Individual shareholders holding nominal share capital up to Rs 1 lakh	175044	2280885976	2268480370	30.8294	27.5006	0.00	0.00
II	ii. Individual shareholders holding nominal share capital in excess of Rs. 1 lakh.	7479	2961313984	2957667525	40.0263	35.7045	0.00	0.00
(c)	Qualified Foreign Investor	0	0	0	0.0000	0.0000	0.00	0.00
(d)	Any Others(Specify)	0	0	0	0.0000	0.0000	0.00	0.00
(i)	Trust & Foundations	5	120000	120000	0.0016	0.0014	0.00	0.00
(ii)	Cooperative Societies	0	0	0	0.0000	0.0000	0.00	0.00
(iii)	Educational institution	0	0	0	0.0000	0.0000	0.00	0.00
(iv)	Non Resident Individuals	700	140865010	140859010	1.9040	1.6984	0.00	0.00
(v)	Foreign Companies	1	120767100	0	1.6323	1.4561	0.00	0.00
(vi)	OCB	0	0	0	0.0000	0.0000	0.00	0.00
	<b>Sub-Total (B)(2)</b>	<b>184368</b>	<b>6055002640</b>	<b>5918019475</b>	<b>81.8418</b>	<b>73.0049</b>	<b>0.00</b>	<b>0.00</b>
<b>(B)</b>	<b>Total Public Shareholding (B)= (B)(1)+(B)(2)</b>	<b>184377</b>	<b>6055227650</b>	<b>5918054485</b>	<b>81.8448</b>	<b>73.0077</b>	<b>0.00</b>	<b>0.00</b>
	<b>TOTAL (A)+(B)</b>	<b>184379</b>	<b>7398423650</b>	<b>7261250485</b>	<b>100.0000</b>	<b>89.2025</b>	<b>0.00</b>	<b>0.00</b>
<b>(C)</b>	<b>Shares held by Custodians and against which Depository Receipts have been issued</b>							
1	Promoter and Promoter Group	0		0	0.0000	0.0000	0.00	0.00
2	Public	1	895539450	895539450	0.0000	10.7975	0.00	0.00
	<b>Sub-Total (C)</b>	<b>1</b>	<b>895539450</b>	<b>895539450</b>	<b>0.0000</b>	<b>10.7975</b>	<b>0.00</b>	<b>0.00</b>
	<b>GRAND TOTAL (A)+(B)+(C)</b>	<b>184380</b>	<b>8293963100</b>	<b>8156789935</b>	<b>100.0000</b>	<b>100.0000</b>	<b>0.00</b>	<b>0.00</b>



**(I)(b) Statement showing holding of securities (including shares, warrants, convertible securities) of persons belonging to the category "Promoter and Promoter Group", as on 30.09.2014**

Sr. No.	Name of the shareholder	Details of Shares held		Encumbered shares (*)			Details of warrants		Details of convertible securities		Total shares (including underlying shares assuming full conversion of warrants and convertible securities) as a % of diluted share capital
		Number of shares held	As a % of grand total (A)+(B)+(C)	No.	As a percentage	As a % of grand total (A)+(B)+(C) of sub-clause (I)(a)	Number of warrants held	As a % total number of warrants of the same class	Number of convertible securities held	As a % total number of convertible securities of the same class	
(I)	(II)	(III)	(IV)	(V)	(VI)=(V)/(III)*100	(VII)	(VIII)	(IX)	(X)	(XI)	(XII)
1	Gagan Deep Kumar Rastogi	1110000000	13.3832	0	0.00	0.00	0	0.00	0	0.00	0.00
2	Nyra Holdings Pvt. Ltd.	233196000	2.8116	0	0.00	0.00	0	0.00	0	0.00	0.00
<b>TOTAL</b>		<b>1343196000</b>	<b>16.1949</b>	<b>0</b>	<b>0.00</b>	<b>0.00</b>	<b>0</b>	<b>0</b>	<b>0</b>	<b>0</b>	<b>0.00</b>

*[Handwritten Signature]*



**(I)(c)(i) Statement showing holding of securities (including shares, warrants, convertible securities) of persons belonging to the category "Public" and holding more than 1% of the total number of shares, as on 30.09.2014**



Sr. No.	Name of the shareholder	Number of shares held	Shares as a percentage of total number of shares {i.e., Grand Total (A)+(B)+(C) indicated in Statement at para (I)(a) above}	Details of warrants		Details of convertible securities		Total shares (including underlying shares assuming full conversion of warrants and convertible securities) as a % of diluted share capital
				Number of warrants held	As a % total number of warrants of the same class	Number of convertible securities held	% w.r.t total number of convertible securities of the same class	
1	Abboro Limited	120767100	1.4561	0	0	0	0	0.00
<b>TOTAL</b>		<b>120767100</b>	<b>1.4561</b>	<b>0</b>	<b>0</b>	<b>0</b>	<b>0</b>	<b>0.00</b>

*Handwritten signature*




**(I)(c)(ii) Statement showing holding of securities (including shares, warrants, convertible securities) of persons (together with PAC) belonging to the category "Public" and holding more than 5% of the total number of shares of the company, as on 30.09.2014**

Sr. No.	Name(s) of the shareholder(s) and the Persons Acting in Concert (PAC) with them	Number of shares	Shares as a percentage of total number of shares {i.e., Grand Total (A)+(B)+(C) indicated in Statement at para (I)(a) above}	Details of warrants		Details of convertible securities		Total shares (including underlying shares assuming full conversion of warrants and convertible securities) as a % of diluted share capital
				Number of warrants	As a % total number of warrants of the same class	Number of convertible securities held	% w.r.t total number of convertible securities of the same class	
<b>Total</b>		<b>0</b>	<b>0.00</b>	<b>0</b>	<b>0.00</b>	<b>0</b>	<b>0.00</b>	<b>0</b>


**(I)(d) Statement showing details of locked-in shares, as on 30.09.2014**

Sr. No.	Name of the shareholder	Number of locked-in shares	Locked-in shares as a percentage of total number of shares {i.e., Grand Total (A)+(B)+(C) indicated in Statement at para (I)(a) above}
1	Abboro Ltd.	120767100	1.4561
<b>TOTAL</b>		<b>120767100</b>	<b>1.4561</b>



**(II)(a) Statement showing details of Depository Receipts (DRs) , as on 30.09.2014**

Sr. No.	Type of outstanding DR (ADRs, GDRs, SDRs, etc.)	Number of outstanding DRs	Number of shares underlying outstanding DRs	Shares underlying outstanding DRs as a percentage of total number of shares {i.e., Grand Total (A)+(B)+(C) indicated in Statement at para (I)(a) above}
1	Global Depository Receipts (GDRs)	17910789	895539450	10.7975
<b>TOTAL</b>		<b>17910789</b>	<b>895539450</b>	<b>10.7975</b>



**(II)(b) Statement showing holding of Depository Receipts (DRs), where underlying shares held by "promoter/promoter group" are in excess of 1% of the total number of shares as on 30.09.2014**

Sr. No	Name of the DR Holder	Type of outstanding DR (ADRs, GDRs, SDRs, etc.)	Number of shares underlying outstanding DRs	Shares underlying outstanding DRs as a percentage of total number of shares {i.e., Grand Total (A)+(B)+(C) indicated in Statement at para (I)(a) above}
1		0	0	0.0000
<b>TOTAL</b>			<b>0</b>	<b>0.0000</b>

*[Handwritten Signature]*





**(III) (a) Statement showing the voting pattern of shareholders, if more than one class of shares/securities is issued by the issuer**

Category code (I)	Category of Shareholders (II)	Number of Voting rights held in each class of securities			Total Voting Rights (III+IV+V) (VI)	Total Voting Rights (VI)	
		Class X (III)	Class Y (IV)	Class Z (V)		As a % of (A+B) (VII)	As a % of (A+B) (VIII)
<b>(A)</b>	<b>Promoter and Promoter Group</b>						
1	Indian (A1)						
2	Foreign (A2)						
	Total (A1)+ (A2)	N.A	N.A	N.A	N.A	N.A	N.A
<b>(B)</b>	<b>Public Shareholding</b>						
1	Institution (B1)						
2	Non Institutions (B2)						
	Total (B1)+ (B2)	N.A	N.A	N.A	N.A	N.A	N.A
	<b>Total (A) + (B)</b>	N.A	N.A	N.A	N.A	N.A	N.A
<b>(C)</b>	<b>Shares held by custodian against which depository receipts have been issued</b>						
1	Promoter and Promoter Group (C1)						
2	Public (C2)						
	Total (C1)+ (C2)	N.A	N.A	N.A	N.A	N.A	N.A
	<b>Grand Total (A) +(B)+(C)</b>	N.A	N.A	N.A	N.A	N.A	N.A

*[Handwritten Signature]*

**CALSO REFINERIES LTD.**  
NEW DELHI

Notes

*[A large, faint, curved line is drawn across the lined area, possibly a signature or a mark.]*

*[Handwritten signature]*

