

**Shareholding Pattern**

**Introductory sub-table (I)(a)**

Name of the Company: CALS REFINERIES LIMITED

Scrip Code, Name of the scrip, class of security: 526652

Period as on: 31.03.2015

Partly paid-up shares:-	No. of partly paid-up shares	As a % of total no. of shares of the company	
		As a % of total no. of partly paid-up shares	As a % of total no. of shares of the company
Held by promoter/promoter group	0	0	0
Held by public	0	0	0
<b>Total - D</b>	<b>0</b>	<b>0</b>	<b>0</b>

Outstanding convertible securities:-	No. of outstanding securities	As a % of total no. of shares of the company, assuming full conversion of the convertible securities	
		As a % of total no. of outstanding convertible securities	As a % of total no. of shares of the company, assuming full conversion of the convertible securities
Held by promoter/promoter group	0	0	0
Held by public	0	0	0
<b>Total - E</b>	<b>0</b>	<b>0</b>	<b>0</b>

Warrants:-	No. of warrants	As a % of total no. of shares of the company, assuming full conversion of warrants	
		As a % of total no. of warrants	As a % of total no. of shares of the company, assuming full conversion of warrants
Held by promoter/promoter group	0	0	0
Held by public	0	0	0
<b>Total - F</b>	<b>0</b>	<b>0</b>	<b>0</b>

Total paid-up capital of the company, assuming full conversion of warrants and convertible securities

8293963100




## Statement Showing Shareholding Pattern- 31.03.2015

Category code	Category of Shareholder	Number of Shareholders	Table I(a)		Total shareholding as a percentage of total number of shares		Shares Pledged or otherwise encumbered	
			Total number of shares	Number of shares held in dematerialized form	As a percentage of (A+B) <sup>1</sup>	As a percentage of (A+B+C)	Number of shares	As a percentage
			(IV)	(V)	(VI)	(VII)	(VIII)	(IX) = (VIII)/(IV)*100
(A)	Shareholding of Promoter and Promoter Group <sup>2</sup>							
1	Indian							
(a)	Individuals/ Hindu Undivided Family	0	0	0	0.0000	0.0000	0	0.00
(b)	Central Government/ State Government(s)	0	0	0	0.0000	0.0000	0	0.00
(c)	Bodies Corporate	1	233196000	233196000	3.1486	2.8116	0	0.00
(d)	Financial Institutions/ Banks	0	0	0	0.0000	0.0000	0	0.00
(e)	Any Others(Specify)	0	0	0	0.0000	0.0000	0	0.00
	<b>Sub Total(A)(1)</b>	<b>1</b>	<b>233196000</b>	<b>233196000</b>	<b>3.1486</b>	<b>2.8116</b>	<b>0</b>	<b>0.00</b>
2	Foreign							
(a)	Individuals (Non-Residents Individuals/ Foreign Individuals)	1	1110000000	1110000000	14.9870	13.3832	0	0.00
(b)	Bodies Corporate	0	0	0	0.0000	0.0000	0	0.00
(c)	Institutions	0	0	0	0.0000	0.0000	0	0.00
(d)	Qualified Foreign Investor	0	0	0	0.0000	0.0000	0	0.00
(e)	Any Others(Specify)	0	0	0	0.0000	0.0000	0	0.00
	<b>Sub Total(A)(2)</b>	<b>1</b>	<b>1110000000</b>	<b>1110000000</b>	<b>14.9870</b>	<b>13.3832</b>	<b>0</b>	<b>0.00</b>
	<b>Total Shareholding of Promoter and Promoter Group (A)= (A)(1)+(A)(2)</b>	<b>2</b>	<b>1343196000</b>	<b>1343196000</b>	<b>18.1356</b>	<b>16.1949</b>	<b>0</b>	<b>0.00</b>
(B)	Public shareholding							
1	Institutions							
(a)	Mutual Funds/ UTI	5	112000	0	0.0015	0.0014	0.00	0.00
(b)	Financial Institutions / Banks	4	213000	135000	0.0029	0.0026	0.00	0.00
(c)	Central Government/ State Government(s)	0	0	0	0.0000	0.0000	0.00	0.00
(d)	Venture Capital Funds	0	0	0	0.0000	0.0000	0.00	0.00
(e)	Insurance Companies	0	0	0	0.0000	0.0000	0.00	0.00
(f)	Foreign Institutional Investors	1	10	10	0.0000	0.0000	0.00	0.00
(g)	Foreign Venture Capital Investors	0	0	0	0.0000	0.0000	0.00	0.00
(h)	Qualified Foreign Investor	0	0	0	0.0000	0.0000	0.00	0.00
(h-i)		0	0	0	0.0000	0.0000	0.00	0.00
(h-ii)		0	0	0	0.0000	0.0000	0.00	0.00
	<b>Sub-Total (B)(1)</b>	<b>10</b>	<b>325010</b>	<b>135010</b>	<b>0.0044</b>	<b>0.0039</b>	<b>0.00</b>	<b>0.00</b>
B 2	Non-institutions							
(a)	Bodies Corporate	1073	485560215	485403215	6.5559	5.8544	0.00	0.00
(b)	Individuals							
I	Individuals -i. Individual shareholders holding nominal share capital up to Rs 1 lakh	173692	2278759726	2266387180	30.7673	27.4749	0.00	0.00
II	ii. Individual shareholders holding nominal share capital in excess of Rs. 1 lakh.	7580	3016106415	3012459956	40.7228	36.3651	0.00	0.00
(c)	Qualified Foreign Investor	0	0	0	0.0000	0.0000	0.00	0.00
(d)	Any Others(Specify)							
(i)	Trust & Foundations	5	120000	120000	0.0016	0.0014	0.00	0.00
(ii)	Cooperative Societies	0	0	0	0.0000	0.0000	0.00	0.00
(iii)	Educational institution	0	0	0	0.0000	0.0000	0.00	0.00
(iv)	Non Resident Individuals	692	161589184	161583184	2.1817	1.9483	0.00	0.00
(v)	Foreign Companies	1	120767100	0	1.6306	1.4561	0.00	0.00
(vi)	OCB	0	0	0	0.0000	0.0000	0.00	0.00
	<b>Sub-Total (B)(2)</b>	<b>183043</b>	<b>6062902640</b>	<b>5925953535</b>	<b>81.8601</b>	<b>73.1002</b>	<b>0.00</b>	<b>0.00</b>
(B)	<b>Total Public Shareholding (B)= (B)(1)+(B)(2)</b>	<b>183053</b>	<b>6063227650</b>	<b>5926088545</b>	<b>81.8644</b>	<b>73.1041</b>	<b>0.00</b>	<b>0.00</b>
	<b>TOTAL (A)+(B)</b>	<b>183055</b>	<b>7406423650</b>	<b>7269284545</b>	<b>100.0000</b>	<b>89.2990</b>	<b>0.00</b>	<b>0.00</b>
(C)	Shares held by Custodians and against which Depository Receipts have been issued							
1	Promoter and Promoter Group	0	0	0	0.0000	0.0000	0.00	0.00
2	Public	1	887539450	887539450	0.0000	10.7010	0.00	0.00
		0	0	0	0.0000	0.0000	0.00	0.00
	<b>Sub-Total (C)</b>	<b>1</b>	<b>887539450</b>	<b>887539450</b>	<b>0.0000</b>	<b>10.7010</b>	<b>0.00</b>	<b>0.00</b>
	<b>GRAND TOTAL (A)+(B)+(C)</b>	<b>183056</b>	<b>8293963100</b>	<b>8156823995</b>	<b>100.0000</b>	<b>100.0000</b>	<b>0.00</b>	<b>0.00</b>

NEW DELHI  
 \*  
 CATALYTIC CAPITAL SERVICES LTD.


**(I)(b) Statement showing holding of securities (including shares, warrants, convertible securities) of persons belonging to the category "Promoter and Promoter Group", as on 31.03.2015**

Sr. No.	Name of the shareholder	Details of Shares held		Encumbered shares (*)			Details of warrants		Details of convertible securities		Total shares (including underlying shares assuming full conversion of warrants and convertible securities) as a % of diluted share capital
		Number of shares held	As a % of grand total (A)+(B)+(C)	No.	As a percentage	As a % of grand total (A)+(B)+(C) of sub-clause (I)(a)	Number of warrants held	As a % total number of warrants of the same class	Number of convertible securities held	As a % total number of convertible securities of the same class	
(I)	(II)	(III)	(IV)	(V)	(VI)=(V)/(III)*100	(VII)	(VIII)	(IX)	(X)	(XI)	(XII)
1	Gagan Deep Kumar Rastogi	1110000000	13.3832	0	0.00	0.00	0	0.00	0	0.00	0.00
2	Nyra Holdings Pvt. Ltd.	233196000	2.8116	0	0.00	0.00	0	0.00	0	0.00	0.00
<b>TOTAL</b>		<b>1343196000</b>	<b>16.1949</b>	<b>0</b>	<b>0.00</b>	<b>0.00</b>	<b>0</b>	<b>0</b>	<b>0</b>	<b>0</b>	<b>0.00</b>





**(I)(c)(i) Statement showing holding of securities (including shares, warrants, convertible securities) of persons belonging to the category "Public" and holding more than 1% of the total number of shares, as on 31.03.2015**

Sr. No.	Name of the shareholder	Number of shares held	Shares as a percentage of total number of shares {i.e., Grand Total (A)+(B)+(C) indicated in Statement at para (I)(a) above}	Details of warrants		Details of convertible securities		Total shares (including underlying shares assuming full conversion of warrants and convertible securities) as a % of diluted share capital
				Number of warrants held	As a % total number of warrants of the same class	Number of convertible securities held	% w.r.t total number of convertible securities of the same class	
1	Abboro Limited	120767100	1.4561	0	0	0	0	0.00
<b>TOTAL</b>		<b>120767100</b>	<b>1.4561</b>	<b>0</b>	<b>0</b>	<b>0</b>	<b>0</b>	<b>0.00</b>



**(I)(c)(ii) Statement showing holding of securities (including shares, warrants, convertible securities) of persons (together with PAC) belonging to the category "Public" and holding more than 5% of the total number of shares of the company, as on 31.03.2015**


Sr. No.	Name(s) of the shareholder(s) and the Persons Acting in Concert (PAC) with them	Number of shares	Shares as a percentage of total number of shares (i.e., Grand Total (A)+(B)+(C) indicated in Statement at para (I)(a) above}	Details of warrants		Details of convertible securities		Total shares (including underlying shares assuming full conversion of warrants and convertible securities) as a % of diluted share capital
				Number of warrants	As a % total number of warrants of the same class	Number of convertible securities held	% w.r.t total number of convertible securities of the same class	
		0	0.00	0	0.00	0	0.00	0
<b>Total</b>		<b>0</b>	<b>0.00</b>	<b>0</b>	<b>0.00</b>	<b>0</b>	<b>0.00</b>	<b>0</b>

**(I)(d) Statement showing details of locked-in shares, as on 31.03.2015**

Sr. No.	Name of the shareholder	Number of locked-in shares	Locked-in shares as a percentage of total number of shares {i.e., Grand Total (A)+(B)+(C) indicated in Statement at para (I)(a) above}
<b>TOTAL</b>			

*[Handwritten Signature]*



CILS REFINERIES LTD.  
NEW DELHI  
\*

**Statement showing details of Depository Receipts (DRs), as on**  
**(II)(a) 31.03.2015**

Sr. No.	Type of outstanding DR (ADRs, GDRs, SDRs, etc.)	Number of outstanding DRs	Number of shares underlying outstanding DRs	Shares underlying outstanding DRs as a percentage of total number of shares {i.e., Grand Total (A)+(B)+(C) indicated in Statement at para (I)(a) above}
1	Global Depository Receipts (GDRs)	17750789	887539450	10.7010
<b>TOTAL</b>		<b>17750789</b>	<b>887539450</b>	<b>10.7010</b>



**(II)(b) Statement showing holding of Depository Receipts (DRs), where underlying shares held by "promoter/promoter group" are in excess of 1% of the total number of shares as on 31.03.2015**

Sr. No	Name of the DR Holder	Type of outstanding DR (ADRs, GDRs, SDRs, etc.)	Number of shares underlying outstanding DRs	Shares underlying outstanding DRs as a percentage of total number of shares (i.e., Grand Total (A)+(B)+(C) indicated in Statement at para (I)(a) above)
1		0	0	0.0000
<b>TOTAL</b>			<b>0</b>	<b>0.0000</b>





**(III) (a) Statement showing the voting pattern of shareholders, if more than one class of shares/securities is issued by the issuer**

Category code (I)	Category of Shareholders (II)	Number of Voting rights held in each class of securities			Total Voting Rights (III+IV+V) (VI)	Total Voting Rights (VI)	
		Class X (III)	Class Y (IV)	Class Z (V)		As a % of (A+B) (VII)	As a % of (A+B) (VIII)
<b>(A)</b>	<b>Promoter and Promoter Group</b>						
1	Indian (A1)						
2	Foreign (A2)						
	Total (A1)+ (A2)	N.A	N.A	N.A	N.A	N.A	N.A
<b>(B)</b>	<b>Public Shareholding</b>						
1	Institution (B1)						
2	Non Institutions (B2)						
	Total (B1)+ (B2)	N.A	N.A	N.A	N.A	N.A	N.A
	<b>Total (A) + (B)</b>	N.A	N.A	N.A	N.A	N.A	N.A
<b>(C)</b>	<b>Shares held by custodian against which depository receipts have been issued</b>						
1	Promoter and Promoter Group (C1)						
2	Public (C2)						
	Total (C1)+ (C2)	N.A	N.A	N.A	N.A	N.A	N.A
	<b>Grand Total (A) +(B)+(C)</b>	N.A	N.A	N.A	N.A	N.A	N.A

*[Handwritten Signature]*

**CALS REFINERIES LTD.**  
NEW DELHI  
★

Notes

A series of horizontal lines for writing notes, with a diagonal line drawn across them from the bottom left to the top right.

